




How to transfer JK coins from MetaMask to Exchange

How to transfer JK coins from MetaMask to Exchange


Step 1

- Access MetaMask
- Choose Binance Smart Chain
- Select JK Coins
BNB coins are required as a fee to transfer coins out.



Step 2


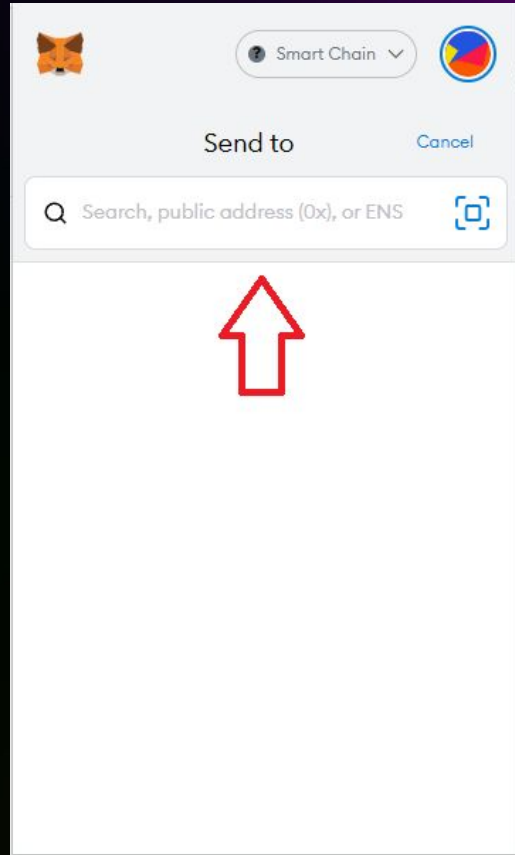
- Press Send.



How to transfer JK coins from MetaMask to Exchange

Step 3

- Enter the receiving destination address. The destination address number is viewed in steps 3.1 and 3.2.

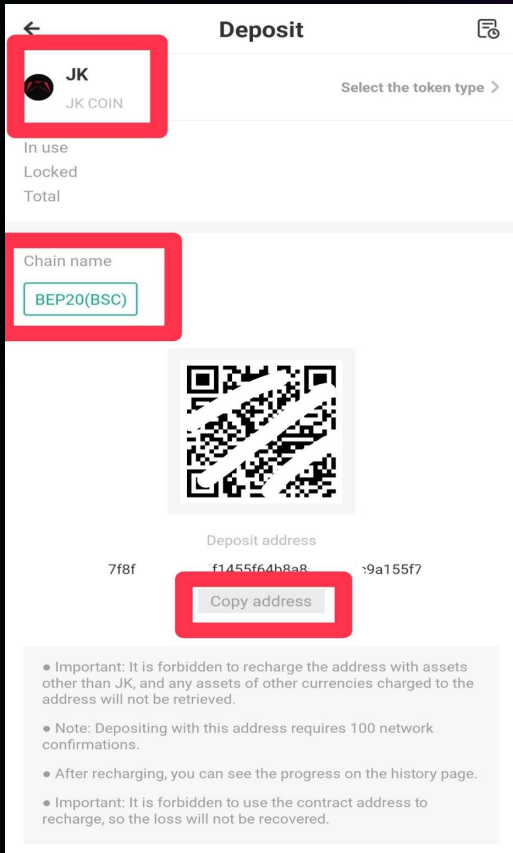


Step 3.1

Address of Lbank JK Coin Wallet

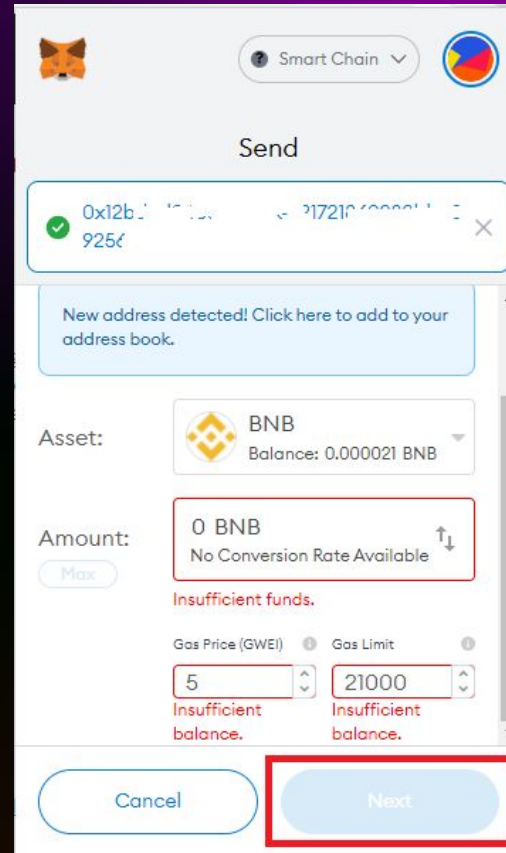
1. Enter the Lbank Application
2. Access wallet section
3. Enter deposit topic
4. Search for "JK"
5. Select BEP20(BSC)
6. Press Copy Address

How to transfer JK coins from MetaMask to Exchange



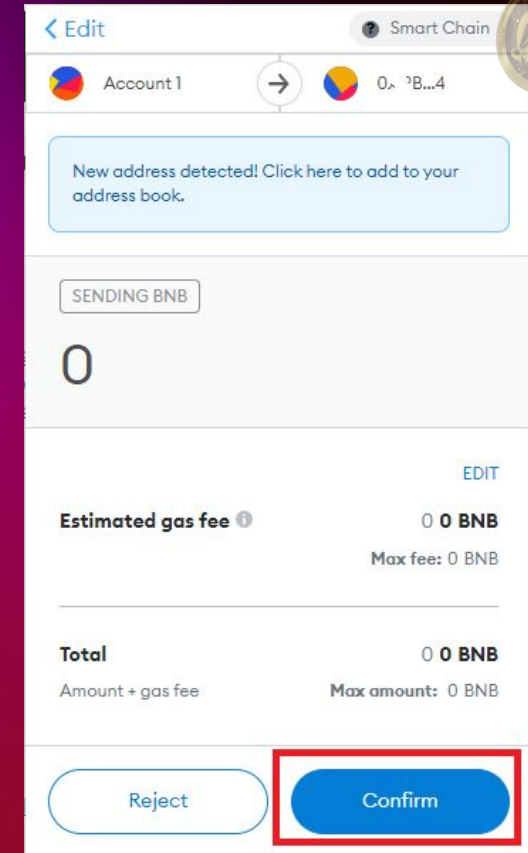
Step 3.2

1. Enter hotbit application
2. Access fund topic
3. Enter deposit topic
4. Search for "JK"
5. Select BEP20(BSC)
6. Press Copy Address



Step 4

- Get back to MetaMask
- Press Send.



Step 5

- Press Confirm.
- Waiting for the transferring of coins to the destination wallet for 3-15 minutes.